

Siemon's Z-MAX Network Cabling Solutions

The development of the Z-MAX line began with a simple goal - design and build the best RJ-45 based cabling solution - period.

And “best” was not a vague metric. Z-MAX was built to be best across the board:

- Highest performance margins across all critical transmission parameters
- Fastest, easiest and most reliable termination process
- Superior transmission consistency
- The best customer focused usability, efficiency and ergonomic features

To meet these goals, we did what we have done for over a century - innovate.

As you explore the Z-MAX line, you'll see Siemon innovation at every turn. From our patent-pending Zero-Cross™ termination to the exclusive PCB-based smart plug technology integrated into every Z-MAX cord to our hybrid flat/angled outlets to the easy-to-use Z-TOOL, no opportunity to improve this family was overlooked.

SECTION CONTENTS

Z-MAX Introduction	2.1 - 2.3
Z-MAX 6A Shielded Overview	2.4 - 2.5
Z-MAX 6A Shielded Outlets	2.6
Z-MAX 6A Shielded Modular Cords	2.7
Z-MAX 6A Shielded Patch Panels	2.8
TERA-MAX Patch Panels	2.9
Z-MAX 6A Pre-terminated Shielded Trunk Cable	2.10
Category 6A F/UTP Cable (EMEA)	2.11
Category 6A Shielded BladePatch	2.11
Z-MAX 6A UTP Overview	2.12 - 2.13
Z-MAX 6A UTP Outlets	2.14
Z-MAX 6A UTP Modular Cords	2.15
Z-MAX 6A UTP Patch Panels	2.16
Z-MAX 6A UTP Trunk Cable Assembly	2.17
Category 6A UTP Cable (EMEA)	2.18
Category 6A UTP BladePatch	2.19

DON'T BLINK

Best-in-class category 6A performance for UTP and Shielded **in as little as 60 seconds**



1 0:30 sec.

Prepare cable and place into Z-MAX's patent-pending Zero-Cross™ lacing cap. Close hinged cable retention/grounding clip.



2 0:45 sec.

Lace conductor pairs into colour-coded linear lacing channels and trim excess.



3 0:60 sec.

Insert lacing cap into Z-MAX outlet and terminate with the one-step Z-TOOL™.



○ Complete!

Watch Z-MAX termination video at www.siemon.com/uk/zmax



Siemon Innovations that make it possible. . .

Highest-Performing Category 6A Systems

	Z-MAX 6A UTP	Z-MAX 6A F/UTP
IL	3 %	3 %
NEXT	3.0 dB	3.0 dB
PSNEXT	3.5 dB	3.5 dB
ACR-F	7 dB	7 dB
PSACR-F	10 dB	10 dB
RL	3 dB	3 dB
PSANEXT	1 dB	10 dB
PSAACR-F	1 dB	5 dB
ACR-N	6 dB	6 dB
PSACR-N	6.5 dB	6.5 dB

Performance based on use of 24 x 2M cords and 24 port /1U density. Because we continually improve our product, Siemon reserves the right to change specifications and availability without prior notice.

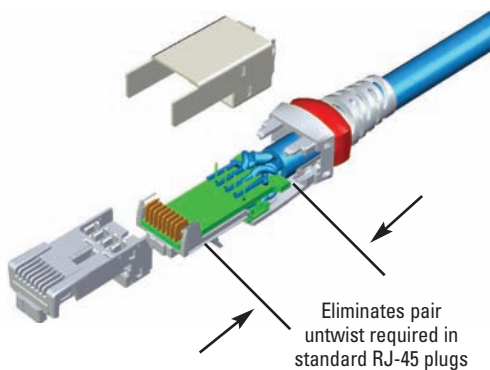
With Z-MAX, Siemon has shattered the RJ-45 barrier. We have achieved best-in-class performance through an innovative “matched” system which combines an optimally tuned plug with a higher performance outlet.

- Best UTP and F/UTP category 6A margins
- Leading performance on all parameters, not just NEXT
- Exceptional alien crosstalk performance
- TIA channel, link and component compliant
- ISO channel, link and component compliant
- Consistent, superior performance, eliminates marginal reporting (*PASS)



Patent-Pending Smart Plug Technology


A critical element of Z-MAX systems’ exceptional performance is our smart-plug technology. The Z-MAX smart plug contains a tuned printed circuit board (PCB), normally only found in outlets, to achieve high performance tuning. This advancement in miniaturisation has packaged the tuning capability and consistency of a PCB in an industry standard RJ-45 footprint, giving the Z-MAX patch cord unsurpassed performance capabilities.



- Patent pending PCB-based plug enables performance levels not possible with traditional cords
- Narrower NEXT range provides capability to tune to higher channel performance levels
- Advanced contact technology and automated assembly results in decreased performance variability compared with crimp-type plugs
- Smart-Plug is fully backwards-compatible and standards compliant
- PCB-based contacts eliminate pair-crossing condition present in traditional cords

Zero-Cross™ Terminations

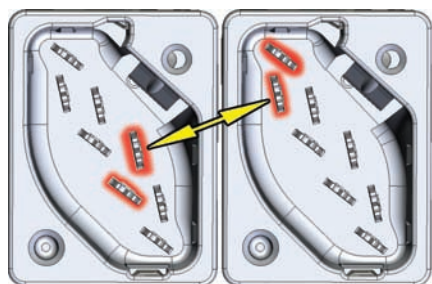

The crossing of cable pairs has long been recognised as a source of variability and performance degradation in connector systems. The linear design of the Z-MAX termination module allows conductors to feed naturally into position without the need for pair crossing.



- Linear design dramatically speeds and simplifies cable prep and conductor alignment
- Removes a significant source of noise and interference present in all other RJ-45 outlets
- Maintains and protects cable pair structure for optimised transmission performance consistency
- Intuitive cable lacing significantly minimises miswires that lead to costly reworks

Diagonal IDC Contact Orientation

Siemon engineers thought “outside of the box” when they developed our diagonally-oriented IDC contact technology. This unique configuration places contacts on a single plane yet varies the alignment of each individual contact within the Z-MAX outlet. This design provides distinct performance benefits compared with traditional rectangular contact layouts.




- Maximises pair-to-pair separation from adjacent outlets to minimise alien crosstalk even in the most dense category 6A patching environments
- Enhances NEXT performance within outlets
- Limits untwist of pairs at termination to maximise cable performance
- Fully enclosed IDC's eliminates exposure of uninsulated conductors

Z-MAX 6A Shielded System Features and Benefits


Combining consistent best-in-class performance, unparalleled usability and speed of termination with the security and robust noise immunity of a shielded cabling system, Siemon's Z-MAX 6A shielded end-to-end solution represents the cutting edge of category 6A cabling. The Z-MAX 6A shielded system provides the highest margins on all TIA and ISO performance requirements for category 6A/class E_A, including critical alien crosstalk parameters.

Siemon's Z-MAX 6A shielded channel consists of the shielded Z-MAX 6A outlet, Siemon category 6A F/UTP cable and Z-MAX patch panels as well as shielded, stranded or solid cord options.



Z-TOOL™ Termination

- Fast
- Simple
- Consistent



PCB-based Smart Plug

Z-MAX cords feature exclusive PCB-based smart plug specifically tuned to maximise overall system performance

Features and Benefits

- Hybrid work area outlets mount in either flat or angled orientation
- Industry's fastest termination time accelerates project completion
- Guided, tool-based termination process enhances system quality and reliability
- Field-terminated outlets or pre-terminated trunking cables can be quickly snapped into patch panels and released to enable rapid deployment or changes
- High density 48 port, 1U options provide the flexibility to work within strict space limitations saving valuable rack and cabinet space
- Integrated Quick-Ground™ outlet shield and panel connections ensures fast and reliable grounding
- Shielded outlet and modular cord colour-coding provides the capability to code and customise your cabling system




Rapid Deployment

Modular Quick-Snap panel design speeds initial deployment and subsequent MACs

System Performance Overview

Standards Compliance

- ISO/IEC 11801 Class E_A
- TIA/EIA-568-B.2-10
- UL-listed
- IEEE 802.3an



Z-MAX 6A F/UTP Performance

GUARANTEED 4-CONNECTOR CHANNEL MARGINS TO ISO / IEC 11801 2.1 (1 - 500 MHz)


PARAMETER	VALUE
IL	3 %
NEXT	3 dB
PSNEXT	3.5 dB
ACR-F	7 dB
PSACR-F	10 dB
RL	3 dB
PSANEXT	10 dB
PSAACR-F	5 dB
ACR-N	6 dB
PSACR-N	6 dB

Performance based on use of 24 x 2M cords and 24 port /1U density.

Because we continually improve our products, Siemon reserves the right to change specifications and availability without prior notice.

Z-MAX 6A Shielded Outlets

The shielded Z-MAX outlet offers best-in-class performance in every critical specification, exceeding all category 6A performance requirements, including alien crosstalk. Its innovative features not only speed and simplify termination, but remove installation variability for consistently high and repeatable performance - every termination, every time!



- 1 Fastest Termination Time** – Zero-Cross™ termination module and Z-TOOL™ termination process combine for best-in-class termination time
- 2 High-Visibility Icon System** – Printed icons allow designation for voice / data applications and also provide an additional colour coding option
- 3 Compact** – Slim and side-stackable for high-density applications. Supports “pass-thru” feature to mount from the front or rear of a faceplate

- 4 Guided Termination Features** – Linear lacing channels guide correct conductor placement while 2-sided colour-coding provide wiring verification before and after lacing
- 5 Colour Coding Capability** – Bezel allows outlets to be colour coded for customer identification to match faceplates and other mounting accessories
- 6 Robust Hinged Cable Retention** – Clip accommodates multiple cable diameters



Flexibility and Simplified Ordering
A single hybrid outlet supports both angled and flat mounting orientations



Enhanced Shielding Effectiveness
High level of shielded effectiveness exceeds ISO 360 degree shielding requirements via die cast housing and hinged cable retention /grounding clip



100% jack-to-jack plastic isolation
Plastic bezels prevent contact between metal housings when side stacking to ensure ground quality and ANEXT performance



Quick-Ground™ Termination
Cable shield is automatically terminated to the outlet without additional steps

Ordering Information:

Z6A-S(X)(XX) - Shielded Z-MAX 6A outlet, T568A/B

Mounting Style	Bezel Colour	
(Blank) - Hybrid Flat/Angled	01 - Black	07 - Green
K - Keystone	02 - White	09 - Orange
	03 - Red	20 - Ivory
	04 - Grey	80 - Light Ivory
	05 - Yellow	
	06 - Blue	



Outlet terminates S/FTP, F/FTP and F/UTP cable constructions with 22 – 26 AWG (0.64 – 0.51mm) solid and 26 AWG (0.48mm) stranded conductors, with up to 0.60mm diameter conductors and up to 1.48mm diameter over insulation.

Add “D” to end of part number for spring door option.

Add “B” to end of part number for bulk project pack of 100 modules hybrid modules include icons).

Each Z-MAX 6A hybrid outlet includes 1 printed icon set with the following colour/print options.



Front


Rear

- 1 - Red Data
- 1 - Blue Data
- 1 - Bezel Colour-matching Data
- 1 - White Blank

- 1 - Red Voice
- 1 - Blue Voice
- 1 - Bezel Colour-Matching Voice
- 1 - Bezel Colour-Matching Blank

Z-MAX 6A Shielded Modular Cords

Combining the unparalleled performance of an exclusive PCB-based plug, noise-resistant shielded construction and a host of innovative user friendly features, the shielded Z-MAX 6A modular cords are the ultimate category 6A cord. All cords are 100% factory-tested to ensure performance and compliance.



- 1 Integrated PCB** – PCB equipped smart plugs optimise signal tuning for exceptional transmission
- 2 Superior Performance Consistency** – Rear contacts maintain cable pair symmetry to point of termination and provide robust strain relief
- 3 Fixed Front Contacts** – Ensure proper mating with outlets to eliminate the performance variability of traditional crimp-style terminations
- 4 High Performance Cable** – Patch cords feature category 7 S/FTP stranded cable for optimal transmission performance while eliminating alien cross-talk
- 5 Low Profile Boot Design** – Optimises side-stackability of patch cords and allows use in even the most dense patching environments
- 6 Cantilevered Latch** – Allows latch activation from further back on the boot for superior accessibility in high density environments



Excellent Bend Relief
Boot ensures proper bend relief, critical for category 6A performance



Coloured Clips
Removable clips allow field colour coding even when cords are connected



Solid Cord Option
Solid F/UTP assemblies are available for consolidation point and equipment cord applications

Ordering Information:

ZM6A-S(XX)M-(XX) Z-MAX 6A shielded (S/FTP), double-ended, stranded modular cord, clear boot, T568A/B, LSOH

Length	Jacket Colour	
01 - 1 m	01 - Black	05 - Yellow
1.5 - 1.5 m	02 - White	06 - Blue
02 - 2 m	03 - Red	07 - Green
03 - 3 m	04 - Grey	09 - Orange
04 - 4 m		
05 - 5 m		
7.5 - 7.5 m		

ZC6A-S(XX)M(X)L(X) Z-MAX 6A shielded (F/UTP) solid modular cord, violet jacket LSOH, clear boot*


Length	Plugs	Wiring
03 - 3m	(Blank) - Single-ended	A - T568B
05 - 5m	D - Double-ended (T568A/B)	T - T568A
10 - 10m		
15 - 15m		
20 - 20m		

*Call for availability

ⓑ Add "B" to end of part number for bulk project pack of 100 cords.

CLIP-(XX) Colour coding clip, bag of 25


Clip Colour			
01 - Black	03 - Red	05 - Yellow	07 - Green
02 - White	04 - Grey	06 - Blue	09 - Orange



Z-MAX 6A Shielded Patch Panels

Z-MAX patch panels provide outstanding performance and aesthetics in a shielded, high-density modular solution. The Z-MAX panels provide rapid and reliable installation by accelerating outlet mounting, grounding, and cable tie-down operations.

In addition to traditional 24 port / 1U flat and angled versions, the Z-MAX shielded panels are also available in 48 port / 1U configurations to permit high density installations.



- 1 High-Density** – Provides up to 48 ports in just 1U to reduce valuable rack/cabinet space consumption
- 2 Port Identification** – High visibility magnifying labeling system enables quick identification of outlets
- 3 Durable** – Lightweight, high strength steel with black finish and scratch/fade resistant port marking
- 4 Flexible** – Both flat and angled panel options
- 5 Integrated Quick-Ground™** – Panels feature embedded conductive strips to automatically ground Z-MAX modules to panel upon insertion



Installation Friendly
Quick-Snap feature allows Z-MAX panel outlets to be quickly inserted and removed



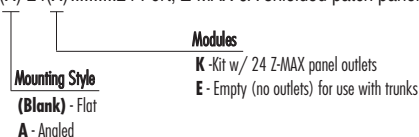
Trunking Applications
Ideal for Trunking applications combine Z-MAX trunk assemblies (with panel outlets) and empty Z-MAX panels for rapid data centre deployment



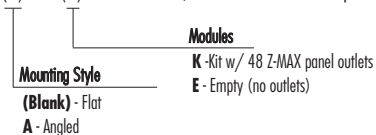
Kits
Panels available as complete kits including patch panel, Z-MAX panel outlets and all necessary accessories. Empty panels are also available for use with Z-MAX trunk assemblies

Ordering Information:

Z6AS-PNL(X)-24(X)24 Port, Z-MAX 6A shielded patch panel, 1U, black



Z6AS-PNL(X)-U48(X)48 Port, Z-MAX 6A shielded patch panel, 1U, black



Panels Include: Cable Ties, Icon/Label Holders, Labels, #6 AWG Grounding Lug, and Mounting Hardware



Panel Accessories:


Part #	Description
Z-PNL-PL24	Patch panel label sheet, numbered 1 to 24, bag of 100
Z-PNL-PL48	Patch panel label sheet, numbered 25 to 48, bag of 100
Z-PNL-P	Patch panel label holder, bag of 25
Z6A-SP	Z-MAX 6A shielded panel outlet



Z-MAX shielded panels designed for use with Z-MAX shielded panel outlets only

TERA® -MAX Patch Panels

TERA-MAX patch panels provide outstanding performance and reliability in a shielded, high-density modular solution. As outlets are snapped into place, resilient ground tabs assure that each outlet is properly grounded for maximum protection from outside interference. No secondary outlet grounding operations are required, reducing overall installation time.



- 1 High Density** – 24 ports in 1U
- 2 Port Identification** – Bold port numbering enables quick identification of outlets
- 3 Durable** – Lightweight, high strength steel with black or metallic finish
- 4 Angled TERA-MAX** – Allows direct routing of cables to vertical managers, eliminating the need for horizontal cable managers



Integrated Grounding

Panels feature integrated grounding via resilient Quick-Ground™ tabs automatically engaged during Z-MAX outlet insertion.



Single Outlet Solution

Hybrid (flat/angled) shielded Z-MAX outlets used in the work area are required for use in TERA-MAX panels creating a common outlet solution for all locations



Future Flexibility

TERA-MAX panels also accept TERA outlets to support potential future infrastructure upgrades

Ordering Information:

Part #	Description
TM-PNLZ-24-01	24-port TERA-MAX panel, black, 1U
TM-PNLZ-24	24-port TERA-MAX panel, metallic, 1U
TM-PNLZA-24-01	24-port Angled TERA-MAX panel, black, 1U
TM-PNLZA-24	24-port Angled TERA-MAX panel, metallic, 1U




Panels include designation labels, cable ties and mounting hardware.



TERA-MAX panels are designed for use with hybrid (flat/angled) shielded Z-MAX outlets. Also compatible with shielded MAX or TERA outlets

Z-MAX 6A Shielded Trunking Cable Assemblies

Featuring factory terminated and tested shielded Z-MAX outlets and Siemon category 6A F/UTP cable, Z-MAX 6A shielded copper trunking cable assemblies were designed with data centre applications in mind, providing high-performance category 6A performance in a quickly implemented, efficient and cost effective alternative to individual field-terminated components.



- 1 Proper Orientation** – Each leg is labeled for proper outlet orientation
- 2 Category 6A F/UTP Cable** – Utilises high quality Siemon category 6A F/UTP cable
- 3 Factory Terminated and Tested** – utilises shielded Z-MAX outlet, factory terminated and tested for high performance
- 4 Identification** – Each cable assembly is coded with a unique identification number for administrative purposes
- 5 Breakout Kit** – Unique breakout kit creates optimal cable orientation and limits cable crossing
- 6 Quick-Ground™** – Shielded Z-MAX 6A outlets are automatically grounded upon insertion into Z-MAX panels



Data Centres

Ideal for data centres, raised floor and ladder rack environments enabling up to 75% faster deployment time



Simple Installation

Pre-terminated Z-MAX panel outlets utilise the Quick-Snap feature for easy installation and removal from Z-MAX panels



Protective Packaging

Each assembly is packaged individually to protect factory terminations

Ordering Information:

TELD8E-(XXXX)(XXX)M 6 Leg Double-Ended Trunking Cable Assembly, LSOH Violet Jacket

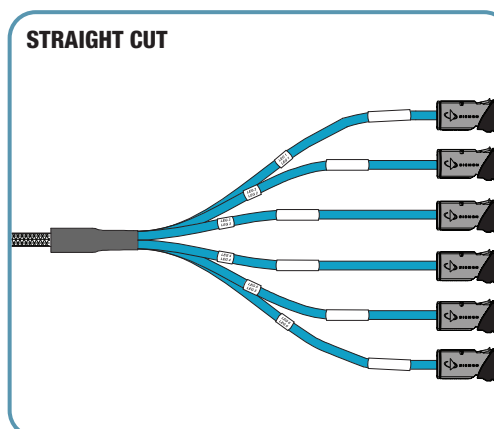
Connector Types

Length
003-090 - Indicate length in metres (increments of 1 metre)

- P7P7** - Z-MAX panel outlets for use with Z-MAX panels
- H1H1** - Z-MAX hybrid (flat/angled) outlets for use with TERA-MAX panels
- P7J7** - Z-MAX panel outlets to Z-MAX plugs
- H1J7** - Z-MAX hybrid flat/angled outlets to Z-MAX plugs

Standard wiring is T568B.
 Other lengths and configurations available upon request.
 Keystone versions also available.

Note: These products are made to order. Call for lead time and part number availability in your region.



Siemon Category 6A F/UTP 4-Pair Cable — EMEA

CABLE CONSTRUCTION

- F/UTP
- 0.57mm (23 AWG) solid bare copper
- 7.4mm (max) jacket diameter
- Central isolation member
- Shield is an aluminum foil tape enclosing a 0.51mm (24 AWG) tinned copper drain wire

COMPLIANCE

- ISO/IEC 11801 Ed 2.0:2002,
- ISO/IEC11801 Amendment 2:2010,
- IEC 60603-7-41:2010 (Category 6A)
- ANSI/TIA-568-C.2
- UL CM and IEC 60332-1
- LSOH IEC 60332-1, IEC 60754, IEC 61034

PHYSICAL PROPERTIES

	LSOH	CM/CMR
Pulling Tension (max)	110N	110N
Bend Radius (min)	50mm	50mm
Installation Temperature	0 to 60°C	0 to 60°C
Storage Temperature	-20 to 75°C	-20 to 75°C
Operating Temperature	-20 to 60°C	-20 to 60°C

Ordering Information:




Category 6A Shielded BladePatch™ Modular Cords

Category 6A shielded BladePatch patch cord offers a unique category 6A solution for high-density patching environments. It features an innovative push-pull boot design to control the latch, enabling easy access and removal of the cord in tight-fitting areas. The BladePatch cord is ideal for patching blade servers, patch panels, or any equipment with high density RJ-45 outlets.



Ordering Information:

Shielded category 6A BladePatch LSOH, double-ended, RJ-45 modular patch cord with push-pull latching design, colour matching cord/boot, T568A/B.



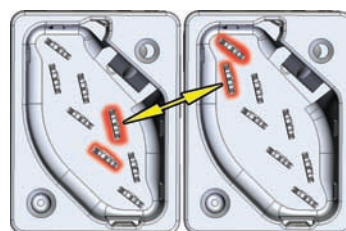
The use of Category 6A shielded BladePatch modular cords will provide Category 6A channel performance if used in a Z-MAX 6A system. Z-MAX 6A warranty margins do not apply.

Please see www.siemon.com/uk/e-catalog/ for more global cable options

Z-MAX 6A UTP System Features and Benefits

Siemon's Z-MAX 6A UTP solution was developed from the ground up with a single goal: shattering the limitations of category 6A UTP cabling as we know it today. Combining patent-pending PCB-based smart plugs, optimised outlets and high-density patch panels, the Z-MAX 6A UTP system provides outstanding margin on all TIA and ISO performance requirements for category 6A/class E_A, including critical alien crosstalk parameters.

And, the innovative Z-TOOL™ termination process eliminates the variability of field terminations, providing faster, more user-friendly and less-error-prone category 6A UTP installations.



Optimised For Alien Crosstalk Elimination

Diagonal IDC alignment maximises outlet to outlet pair separation to achieve AXT performance in high-density environments



Features and Benefits

- High density 48 port, 1U panels provide the flexibility to maximise rack/cabinet space while maintaining excellent alien crosstalk isolation
- Industry's fastest termination time accelerates project completion
- Guided, tool-based termination process enhances system quality and reliability
- Hybrid work area outlets can be mounted in either flat or angled orientation
- Field-terminated outlets or pre-terminated trunking cables can be quickly snapped into patch panels and released enabling rapid deployment or changes
- Outlet and modular cord colour-coding provides the capability to code and customise your cabling system




PCB-Based Smart Plug

Exclusive PCB-based smart plug is specifically tuned to maximise overall system performance

System Performance Overview

Standards Compliance

- ISO/IEC 11801 Class E_A
- TIA-568-B.2-10
- UL-listed
- IEEE 802.3an



Z-MAX 6A UTP Performance

GUARANTEED 4-CONNECTOR CHANNEL MARGINS TO ISO / IEC 11801 2.1 (1 - 500 MHz)

PARAMETER	VALUE
IL	3 %
NEXT	3.0 dB
PSNEXT	3.5 dB
ACR-F	7 dB
PSACR-F	10 dB
RL	3 dB
PSANEXT	1 dB
PSAACR-F	1 dB
ACR-N	6 dB
PSACR-N	6.5 dB

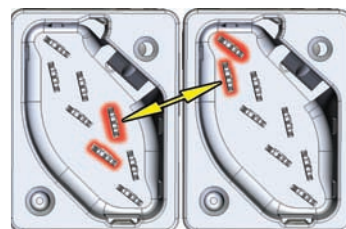
Performance is based on the use of 24 x 2M cords and 24port/1U density.
Because we continually improve our product, Siemon reserves the right to change specifications and availability without prior notice.

Z-MAX 6A UTP Outlets

The category 6A UTP Z-MAX outlet offers best-in-class performance in every critical specification, exceeding all category 6A performance requirements, including alien crosstalk. Its innovative features not only accelerate and simplify termination, but remove installation variability for consistently high and repeatable performance - every termination, every time!



- 1 Fastest Termination Time** – Zero-Cross™ termination module and 2-step Z-TOOL™ termination process combine for best-in-class termination time
- 2 High-Visibility Icon System** – Printed icons allow designation for voice / data applications and also provide an additional colour coding option
- 3 Compact** – Slim and side-stackable for high-density applications. Supports “pass-thru” feature to mount from the front or rear of a faceplate
- 4 Guided Termination Features** – Lacing channels guide correct conductor placement while 2-sided colour-coding provide wiring verification before and after lacing
- 5 Enclosed IDC Terminations** – IDC terminations are fully enclosed in the outlet housing for robust protection
- 6 Robust Hinged Cable Retention** – Hinged clip accommodates multiple cable diameters



Optimised For Alien Crosstalk Isolation

Diagonal IDC alignment maximises outlet to outlet pair separation to achieve AXT performance in high-density environments



Flexibility and Simplified Ordering

A single hybrid outlet supports both angled and flat mounting orientations

Ordering Information:

Z6A-(X)(XX)UTP Z-MAX 6A outlet, T568A/B

Mounting Style	Bezel Color	
(Blank) - Hybrid Flat/Angled	01 - Black	06 - Blue
K - Keystone	02 - White	07 - Green
	03 - Red	09 - Orange
	04 - Grey	20 - Ivory
	05 - Yellow	80 - Light Ivory



Outlet terminates UTP cable constructions with 23 – 26 AWG (0.64 – 0.51mm) solid and 26 AWG (0.48mm) stranded conductors, with up to 0.60mm diameter conductors and up to 1.48mm diameter over insulation.

Add “D” to end of part number for spring door option.

Add “B” to end of part number for bulk project pack of 100 modules (hybrid modules include Icons).

Each Z-MAX 6A UTP hybrid flat/angled outlet includes 1 printed icon set with the following colour/print options.

- 1 - Red Data
- 1 - Blue Data
- 1 - Bezel Colour-matching Data
- 1 - White Blank
- 1 - Red Voice
- 1 - Blue Voice
- 1 - Bezel Colour-Matching Voice
- 1 - Bezel Colour-matching Blank



Front




Rear



Z-MAX 6A UTP outlets utilise 10G MAX faceplates and cannot be side-stacked in standard MAX faceplates (details on page 22).

Z-MAX 6A UTP Modular Cords

Combining the unparalleled performance of an exclusive PCB-based smart plug, alien crosstalk resistant construction and a host of innovative end-user features, Z-MAX 6A UTP modular cord sets the bar for category 6A UTP patching.



- 1 Integrated PCB** – PCB equipped smart plugs optimise signal tuning for exceptional transmission
- 2 Superior Performance Consistency** – Precision PCB-based conductor terminations eliminate the performance variability of traditional direct wire to contacts
- 3 High Performance Cable** – Z-MAX 6A UTP cords feature dual jacket construction for excellent alien crosstalk performance
- 4 Low Profile Boot Design** – Optimises side-stackability of modular cords and allows use in even the most dense equipment
- 5 Cantilevered Latch Guard** – Allows latch activation from further back on the boot for superior accessibility in high density environments
- 6 Solid Cord Option** – Solid UTP cords are available for consolidation point and equipment cord applications



100% Factory-Tested
Cords are 100% transmission tested to ensure compliance with applicable standards requirements



Coloured Clips
Removable clips allow field colour coding even when cords are connected



Excellent Bend Relief
Boot ensures proper bend relief, critical for category 6A performance

Ordering Information:

ZM6A-(XX)M-(XX) Z-MAX 6A UTP, double-ended, stranded modular cord, clear boot, T568A/B, CMG

Length	Jacket Color	
01 - 1 m	01 - Black	05 - Yellow
1.5 - 1.5 m	02 - White	06 - Blue
02 - 2 m	03 - Red	07 - Green
03 - 3 m	04 - Grey	09 - Orange
04 - 4 m		
05 - 5 m		
7.5 - 7.5 m		

ZC6A-(XX)M(X)-L(X) Z-MAX 6A UTP, solid modular cord, violet jacket, clear boot LS0H*

Length	Plugs	Wiring
03 - 3 m	(Blank) - Single-ended	A - T568B
05 - 5 m	D - Double-ended (T568A/B)	T - T568A
10 - 10 m		
15 - 15 m		
20 - 20 m		

*Call for availability

ⓑ Add "B" to end of part number for bulk project pack of 100 cords.

CLIP-(XX) Colour coding clip, bag of 25


Clip colour			
01 - Black	03 - Red	05 - Yellow	07 - Green
02 - White	04 - Grey	06 - Blue	09 - Orange



Z-MAX 6A UTP Patch Panels

Z-MAX patch panels provide outstanding 10 Gb/s performance and aesthetics in a high-density, modular UTP solution. The Z-MAX UTP panels provide rapid and reliable installation by accelerating module mounting, and cable tie-down operations.

In addition to traditional 24 port / 1U flat and angled versions, the Z-MAX UTP panels are also available in 48 port / 1U configurations to permit high density installations.



- 1 High Density** – Provides 48 ports in just 1U while still meeting strict category 6A Alien Crosstalk parameter
- 2 Installation Friendly** – Quick-Snap feature allows outlets to quickly be snapped into place
- 3 Port Identification** – High visibility magnifying labeling system enables quick identification of outlets
- 4 Durable** – Lightweight, high strength steel with black finish and scratch/fade resistant port marking
- 5 Aesthetics** – The Z-MAX panel provides a clean front surface to improve the installation appearance



Kits

Panels available as complete kits including patch panel, Z-MAX panel outlets and all necessary accessories. Empty panels are also available for use with Z-MAX trunk assemblies



Ideal for Trunking Applications

Combine Z-MAX trunk assemblies (with panel outlets) and empty Z-MAX panels for rapid data centre deployment

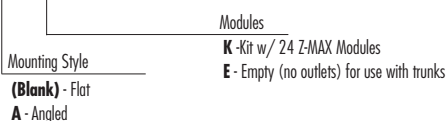


Integrated Cable Management

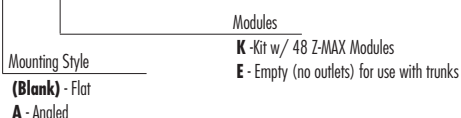
Ensures proper cable management practices for all installations, critical to category 6A performance

Ordering Information:

Z6A-PNL(X)-24(X)24 Port, Z-MAX 6A UTP Patch Panel, 1U, Black



Z6A-PNL(X)-U48(X)48 Port, Z-MAX 6A UTP Patch Panel, 1U, Black



Panel Accessories

- Z-PNL-PL24Patch panel label sheet, numbered 1 to 24, bag of 100
- Z-PNL-PL48Patch panel label sheet, numbered 25 to 48, bag of 100
- Z-PNL-PS.....Patch panel label holder, bag of 25
- Z6A-PZ-MAX 6A UTP panel outlet


Panels Include: Cable Ties, Icon/Label Holders, Labels and Mounting Hardware



Note: Z-MAX UTP panels are designed for use with Z-MAX UTP panel outlets only

Z-MAX 6A UTP Trunking Cable Assemblies

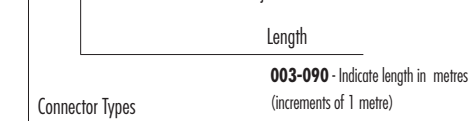
Siemon's Z-MAX 6A UTP trunking cable assemblies provide an easily installed and cost effective alternative to individual field-terminated channels. Combining factory terminated and tested Z-MAX outlets with Siemon's category 6A UTP cable in a high-performance modular cable assembly, Z-MAX 6A UTP trunking cable assemblies are designed to simplify the installation of category 6A systems in data centres and other high-density high-performance environments.



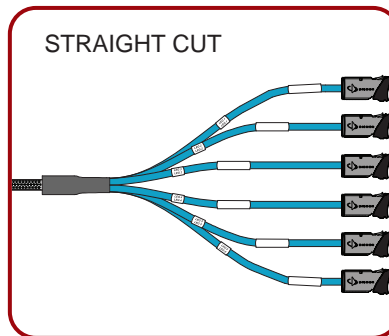
- 1 Proper Orientation** – Each leg is cut and labeled for proper module orientation
- 2 Factory Terminated and Tested** – Utilises Z-MAX 6A UTP outlets, factory terminated and tested for high performance
- 3 Identification** – Each cable assembly is coded with a unique identification number for administrative purposes
- 4 Siemon Category 6A UTP Cable** – utilises high quality Siemon category 6A UTP cable
- 5 Breakout Kit** – Unique breakout kit creates optimal cable orientation and limits cable crossing

Ordering Information:

TDL8E-(XXXX)(XXX)M 6 Leg Double-Ended Trunking Cable Assembly, LSOH violet jacket



- POPO** - Z-MAX panel outlets for use with Z-MAX panels
- H1H1** - Z-MAX hybrid flat/angled outlet
- POJO** - Z-MAX panel outlets to Z-MAX plugs
- H1JO** - Z-MAX hybrid flat/angled outlet to Z-MAX plugs



Standard wiring is T568B. Other lengths and configurations available upon request.

Note: These products are made to order. Call for lead time and part number availability in your region.

Keystone versions also available.



Data Centres

Ideal for Data Centres, raised floor and ladder rack environments enabling up to 75% faster deployment time



Simple Installation

Pre-terminated Z-MAX panel outlets utilise the Quick-Snap feature for easy installation and removal from Z-MAX panels



Protective Packaging

Each assembly is packaged individually to protect factory terminations

Category 6A UTP 4-Pair Cable — EMEA

CABLE CONSTRUCTION

- UTP
- 0.58mm (23 AWG) solid bare copper
- 9.0mm diameter
- Centre isolation member

COMPLIANCE


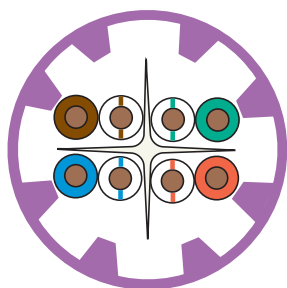
- ISO/IEC 11801 Ed 2.0:2002
- ISO/IEC 11801 Amendment 2:2010 (Category 6A)
- IEC 61156-5,
- ISO/IEC 60332-1, IEC 60754, and IEC 61034
- ANSI/TIA-568-C.2

PHYSICAL PROPERTIES

	LSOH
Pulling Tension (max)	110N (25 lbf)
Bend Radius (min)	45.7mm (1.8 in.)
Installation Temperature	0 to 60°C (+32 to 140°F)
Storage Temperature	-20 to 75°C (-4 to 167°F)
Operating Temperature	-20 to 60°C (-4 to 140°F)

Ordering Information:

9C6L4-A5 LSOH (IEC 60332-1), Violet jacket, 305m Reel




Please see www.siemon.com/uk/e-catalog for more global cable options

Category 6A UTP BladePatch® Modular Cords

Siemon's Category 6A UTP BladePatch patch cord offers a unique category 6A solution for high-density patching environments. It features an innovative push-pull boot design to control the latch, enabling easy access and removal of the cord in tight-fitting areas.

The BladePatch cord is ideal for patching blade servers, patch panels, or any equipment with high density RJ-45 outlets.



- 1 Revolutionary Design** – Patented push-pull latch design eliminates need to defeat thumb latch used in standard modular plug designs. Enables easy access and removal in high density patching environments
- 2 Universal Wiring** – Compatible with T568A/B wiring schemes
- 3 Snagless** – Push-pull design eliminates external thumb latch which can snag and break
- 4 Low Profile Boot Design** – Optimises side-stackability of patch cords and facilitates use in equipment with extremely high port density
- 5 Optimised Bend Radius** – Patent pending design removes outer jacket layer at plug ends to reduce bend radius and improve flexibility when entering and exiting switches and patch panels
- 6 High Performance** – Cords feature dual jacket construction for excellent alien crosstalk performance

Ordering Information:


Category 6A BladePatch double ended, 4-pair UTP stranded modular cord with push-pull latching design, colour matching cord/boot, T568A/B, CMG

BP6A-(XX)M-(XX)	
Cord Length:	Cord Colour:
01 = 1m	01 = Black
1.5 = 1.5m	02 = White
02 = 2m	03 = Red
03 = 3m	04 = Grey
05 = 5m	05 = Yellow
7.5 = 7.5m	06 = Blue
	07 = Green

The use of Category 6A UTP BladePatch modular cords will provide Category 6A channel performance if used in a Z-MAX 6A system. Z-MAX 6A warranty margins do not apply.



Universal Compatibility
Fits within any standard RJ-45 outlet.



Revolutionary Latch
Simply push the boot forward to latch into the outlet and pull back to release.



High Density
The push-pull design enables easy access and removal via the boot in tight-fitting areas.

